







Parking Lot (off Waite Street)

Double-gated entrance

Several trash cans are placed near entrance

-  Bench or table
-  Dogipot dispenser
-  Notice board
-  Brick
-  Gravel
-  Wooded area

Total dog park area is 1.09 acres  
 Fence is 5' black-vinyl-coated chain link  
 Park is completely fenced

Memorial Brick Patio

Utility gate

Fenced Small Dog Area

# Hamden Dog Park at Bassett

Corner Ridge Road and Waite Street  
Hamden, Connecticut

Opened October 2002

A joint project of  
Hamden Department of Parks and Recreation  
and the Hamden Responsible Dog Owners' Group